



Histology - Drawings and Descriptions




Tissue Name: _____
Magnification: ____ X
Description:

Location Found:
Function:




Tissue Name: _____
Magnification: ____ X
Description:

Location Found:
Function:




Tissue Name: _____
Magnification: ____ X
Description:

Location Found:
Function:




Tissue Name: _____
Magnification: ____ X
Description:

Location Found:
Function:



Tissue Name: _____
Magnification: ____ X
Description:

Location Found:
Function:



Tissue Name: _____
Magnification: ____ X
Description:

Location Found:
Function: